




ALPINE\_ASSETS



AAA

VERSION III / 2024

# FX-PLAYGROUND ANLEITUNG

EINE SCHRITT FÜR SCHRITT ANLEITUNG



## BEI BROKER REGISTRIEREN

### REGISTRIERUNG BEI ROBOFOREX

FOLGENDEN LINK KLICKEN ODER QR CODE SCANNEN:

Unsere Systeme kosten 30,00 Euro monatlich – um sie **kostenlos** zu beziehen muss der Affiliate-Code „**FHHL**“ eingegeben werden (**mehrmals**). Folge dazu einfach dieser Anleitung.



<https://my.roboforex.com/en/?a=fhhl>





# BEI BROKER REGISTRIEREN

## NEUEN ACCOUNT ERÖFFNEN:

Klicke dazu auf den Button: „Open an account“

The screenshot shows the RoboForex Members Area interface. At the top left is the RoboForex logo and 'Members Area'. In the center, there is a 'Members Area' section with input fields for 'E-mail' and 'Password', a 'Sign in' button, and a 'Forgot password?' link. To the right, a light blue box contains the text 'Not a RoboForex client yet?' and a prominent green 'Open an account' button. A large black arrow points from the right side of the page towards this button. At the bottom, there is a 'Risk Warning' section with detailed text about trading risks.

## POP-UP-FENSTER BEACHTEN:

Wähle: „Stay on the RoboForex website“

The screenshot shows a dark grey pop-up window. At the top, it says 'Your country was determined as Austria'. Below this, there is a paragraph of text: 'In the country of your residence, you are able to register an account with European company RoboMarkets Ltd (regulated by the CySEC, license No. 191/13). Provided services and trading conditions at RoboMarkets and RoboForex are different.' On the right side, there are two buttons: 'Stay on the RoboForex website' and 'Visit the RoboMarkets website'. A large black arrow points from the bottom of the page towards the 'Stay on the RoboForex website' button.



## BEI BROKER REGISTRIEREN

DATENEINGABE & AFFILIATE CODE:

**Klicke auf: „I have the Partner’s Code“**

The screenshot shows the RoboForex registration page. At the top left is the RoboForex logo and 'Members Area'. At the top right are 'EN' and the phone number '+593 964 256 286'. The main form area contains several input fields: 'E-mail', 'First Name', 'Last Name', and 'Mobile phone'. A red box highlights the link 'I have the Partner's code' below the mobile phone field. A blue callout bubble above the E-mail field says 'Please fill in "E-mail" field'. A dashed red box on the right contains the text: 'E-mail: The email address you specified will be used as your login code, and for receiving emails enabling you to confirm balance operations.' A large green circular badge on the right says 'STATT 30.- GRATIS MIT CODE: „FHHL“'. Below the form are four checkboxes with their respective text. A blue 'Register' button is at the bottom. A large grey arrow points from the 'I have the Partner's code' link towards the 'E-mail' field.

CODE „**FHHL**“ EINGEBEN & REGISTRIEREN

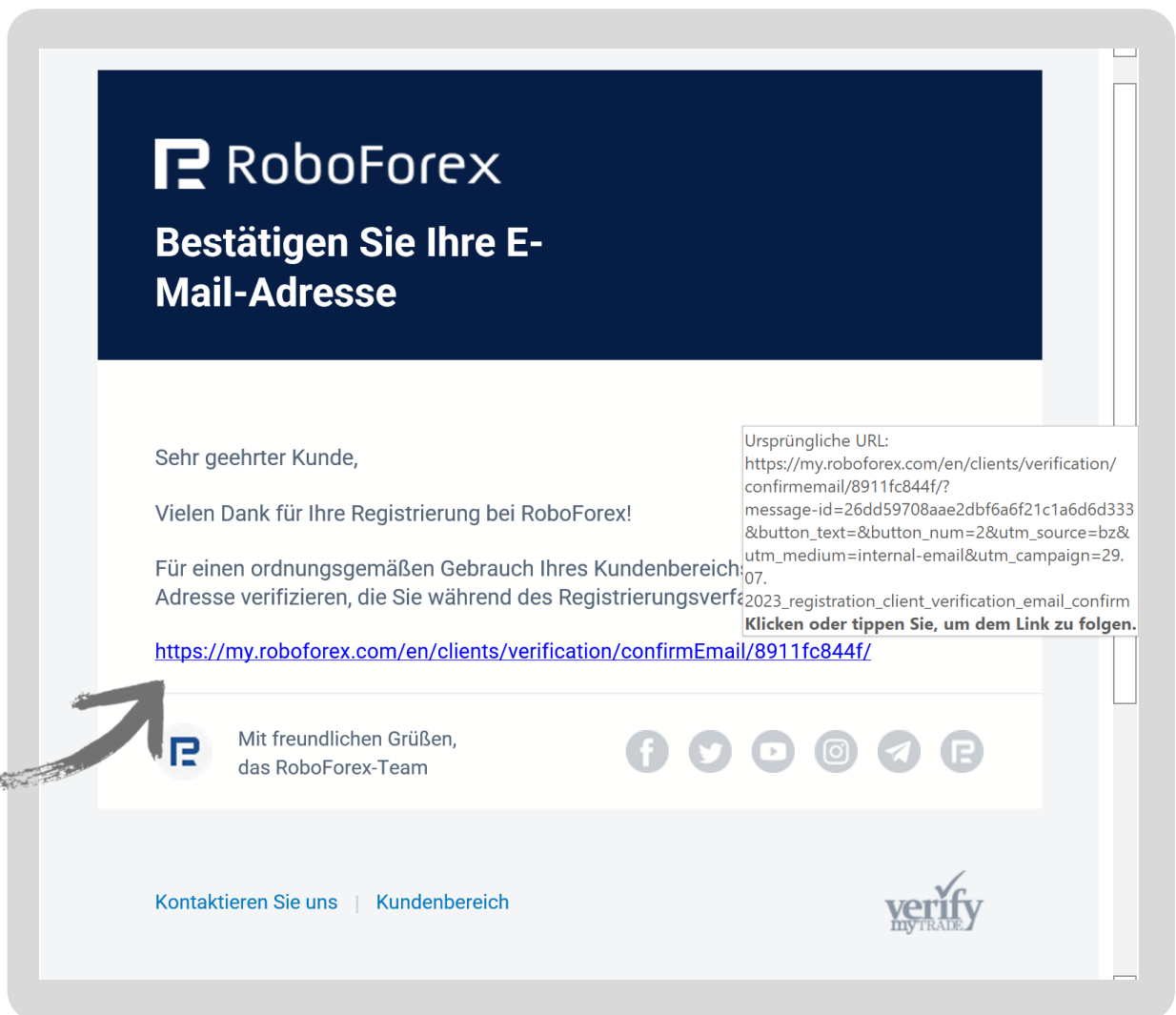
This screenshot shows the same registration form as above, but with the 'Affiliate code' field filled with 'fhhl'. The 'Optional' label is visible below the field. The checkboxes are now checked: 'The provision of services by the Company was initiated by my own exclusive initiative...', 'I confirm that I am at least 18 years old.', and 'I agree to documents'. The 'I agree to receive emails...' checkbox remains unchecked. The blue 'Register' button is at the bottom. A large grey arrow points from the right towards the 'Affiliate code' field.



# BEI BROKER REGISTRIEREN

## E-MAIL-ADRESSE BESTÄTIGEN

Klicke dazu auf den Link in deiner E-Mail. Sollte die E-Mail nicht angekommen sein, schaue in den Spam-Ordner.





# DATEN VERIFIZIEREN

## PERSÖNLICHE DATEN VERIFIZIEREN

Dies erfolgt mittels Pass und Adressnachweis. Man kann diesen Punkt gleich machen oder zu beliebiger Zeit nachholen. Bitte folge einfach den Punkten von RoboForex. I.d.R. ist der Account nach spätestens drei Werktagen vollständig freigeschaltet.

Accounts Funds **Profile** Partner Investments Help \$ 1M Promo My profile Exit

Home / Profile / Personal information verification

### Personal information verification

#### E-mail verification

Status: **Confirmed**


E-mail: d\*\*\*\*\*@bk-capital.at

#### ID and Address Verification


Verification is a documentary confirmation of your personal information. After passing the complete verification, you will have an opportunity to access several exceptional advantages, such as: "Rebates" program, free-of-charge VPS-server, etc.

Please note, that the Company has the right to deny its services to you (article 2.3 of the [Client Agreement](#)) if you provide the misleading information and/or false documents.

To become a verified client, you have to pass the two following steps: passport verification and address verification.




ID/Passport Verification



Address verification

75004449-ECN 3  
MT4 Standard & ECN

Account number:	75004449
	RoboForex Ltd. licence No. 000138/437
Currency:	EUR
Account Type:	MT4 ECN
Swap-Free:	No [?]
Leverage:	1:500 [?]
Rebates:	0.00 [?]
Phone verified:	No [?]
Verification:	 [?]
VIP program level:	No [?]

**\$1,000,000**  
in cash prizes  
Promotion for RoboForex Partners  
[Learn more](#)



# TRADING ACCOUNT ERSTELLEN

## ERSTELLE EINEN TRADING ACCOUNT

Klicke dazu auf „+ Add account“. Du kannst alternativ über den Menüpunkt „Accounts“ >>> „Real account“ ebenfalls einen Account erstellen!

The screenshot shows the dashboard with a navigation bar at the top containing: Accounts, Funds, Profile, Partner, Investments, Help, \$ 1M Promo, My profile, and Exit. Below the navigation bar is a 'Getting started' section with a progress bar and 'Steps to complete: 4'. The first step is 'Make your first deposit' with '0 commission fees'. It includes input fields for 'Amount' (350) and 'Currency' (EUR), and a 'Quick deposit' button. Below this is a 'Trading accounts' section with a table and a '+ Add account' link. A large arrow points to the '+ Add account' link.

Account number	Balance	Leverage	Download
25030417-Pro 5 MT4 Standard & ECN <a href="#">Change password</a>	0 EUR	1:1000	<a href="#">Deposit</a>

The screenshot shows the 'Accounts' menu dropdown. A large arrow points to the 'Accounts' menu item in the navigation bar. The dropdown menu is organized into four columns:

- OPEN A NEW ACCOUNT**
  - Real account
  - Demo account
  - Partner account
  - Contest account
- INVESTMENTS**
  - R StocksTrader account
  - Open CopyFX Trader account
- ACCOUNT MANAGEMENT**
  - My accounts
  - Change password
  - Change Leverage
  - My Contests
- INFORMATION**
  - Account History
  - Open positions
  - Current Quotes



# TRADING ACCOUNT ERSTELLEN

## WÄHLE ACCOUNT UND PARAMETER:

Unsere Systeme setzen einen MT4 oder MT5 Account voraus.

*Trading platform	MetaTrader4 oder MetaTrader5 (je nach System)
*Account Type	MT4 ECN oder MT5 ECN (je nach System*)
*Currency	EUR
*Leverage	1:500
*Passwort	ein sicheres Passwort auswählen

**\*Affiliate Code** **fhh**



## WÄHLE **MT4** FÜR FOLGENDE SYSTEME:

- ALPVENTURE

## WÄHLE **MT5** FÜR FOLGENDE SYSTEME:

- GOLD
- LITTLE CRAZY
- SWINGER

Vergiss nicht den Affiliate Code einzugeben, damit dein Abo kostenlos bleibt.

„FHHL“





# TRADING ACCOUNT ERSTELLEN

Accounts Funds Profile Partner Investments Help \$ 1M Promo My profile Exit

Home / Accounts / Real account

Open a Trading Account - RoboForex Ltd

Wallet-USD Wallet

### Trading Account

Real Demo CopyFX Trader Partner Contest

\* Trading platform: MetaTrader 4

\* Account Type: MT4 ECN

\* Currency: EUR

\* Leverage: 1: 500

\* Password: .....

\* Confirm Password: .....

Affiliate code: fhhl

**Affiliate code**  
Partner code is a unique identifier, which is granted to every partner of the Company and may to be used by the clients they attracted when opening their trading accounts.  
If you do not intend to attach your account to some particular partner, leave this field empty.

**STATT 30.-  
GRATIS  
MIT CODE:  
„FHHL“**

ERFORDERLICHE DATEN EINGEBEN:

### Additional information

Country of Residence: Austria

\* Town/City: Innsbruck

\* Address:

\* Postcode: 6020

Confirm



# GRATULATION!

## DEIN TRADING ACCOUNT WURDE ERFOLGREICH ERSTELLT!

Du erhältst alle Daten per E-Mail. Wir benötigen diese Daten später für den Login bei der App Metatrader4.

### Account created successfully!

**i** Please note that you have to choose RoboForex-ECN-3 server to connect to your account in the trading terminal.

#### Account information:

<b>Account number</b>	75004
<b>Account password</b>	Pv&
<b>Account</b>	MT4 ECN, EUR, 1:500

[Deposit funds](#)

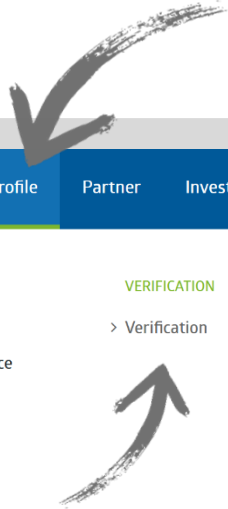
"How to connect to my account in the terminal" instructions can be found [here](#).



# VERIFIKATION DURCHFÜHREN

## FÜHRE AM BESTEN JETZT DIE VERIFIKATION DURCH:

Du kannst über den Menüpunkt „Profile“ >>> „Verification“ einsteigen.



The screenshot shows a navigation menu with the following items: Accounts, Funds, Profile (highlighted), Partner, Investments, Help, \$ 1M Promo, My profile (with a user icon), and Exit. Below the menu, there are four columns of options:

- SERVICES**: Your Rebates, Up to 10% on account balance, "VIP client" status, Your VPS 2.0 Server, Wallet.
- VERIFICATION**: > Verification (with a hand-drawn arrow pointing to it).
- PROFILE SETTINGS**: My profile, Change the Members Area password, Change Wallet password, E-mail subscriptions, Subscription to push notifications, Nickname, Security Settings.
- ANALYTICS**: RoboForex analytics center, News.

### ID and Address Verification

Verification is a documentary confirmation of your personal information. After passing the complete verification, you will have an opportunity to access several exceptional advantages, such as: "Rebates" program, free-of-charge VPS-server, etc.

Please note, that the Company has the right to deny its services to you (article 2.3 of the [Client Agreement](#)) if you provide the misleading information and/or false documents.

To become a verified client, you have to pass the two following steps: passport verification and address verification.



ID/Passport Verification

ID/Passport Verification – is a documentary confirmation of your identity.

Pass the verification



Address verification

Address verification – is a documentary confirmation of your actual residence address.

Pass the verification



# ACCOUNT KAPITALISIEREN

## GELD AUF DEN TRADING ACCOUNT LADEN:

Gehe über den Menüpunkt „Funds“ >>> „Deposit funds“ und wähle den Account, der kapitalisiert werden sollte.

**BEACHTET:** Es gibt Mindest-Einzahlungsbeträge je nach System. Diese findest du auf der nächsten Seite.

Accounts Funds Profile Partner Investments Help \$ 1M Promo My profile Exit

Home / Accounts

**Getting started** Steps to complete: 4

**Make your first deposit** 0 commission fees

Amount: 350 Currency: EUR Quick deposit

**Trading accounts** + Add account

Account number	Balance	Leverage	Download	
75004449-ECN 3 MT4 Standard & ECN <a href="#">Change password</a>	0 EUR	1:500	Windows, Mac, iOS, Android	Deposit
25030417-Pro 5 MT4 Standard & ECN <a href="#">Change password</a>	0 EUR	1:1000	Windows, Mac, iOS, Android	Deposit

Home / Funds / Deposit Funds

### Deposit Funds

Choose the account to deposit:

Trade account 75004449 EUR

Wallet Wallet-USD USD Wallet management

**Bank transfer**

- Bank transfer
- Direct Banking Europe
- Local bank transfer
- n26
- Revolut
- SPS
- Sofort

**Electronic payments**

- Perfect Money ?

**Bank cards**

- MasterCard (PAY)
- GooglePay
- ApplePay
- Visa (PAY)
- Visa/MasterCard (Wallet)
- VISA/MasterCard (CardPay)

Account: 75004449

Amount: [ ] [ Choose -- ]

When depositing your account, specify the amount and the currency

**\$1,000,000 in cash prizes**  
Promotion for RoboForex Partners  
[Learn more](#)

75004449-ECN 3  
MT4 Standard & ECN

Account number: 75004449  
RoboForex Ltd,  
licence No. 000138/437

Currency: EUR  
Account Type: MT4 ECN  
Swap-Free: No [?]  
Leverage: 1:500 [?]  
Rebates: 0.00 [?]  
Phone verified: No [?]  
Verification: [?]  
VIP program level: No [?]  
Balance: 0



## VERBINDEN MIT DER SOFTWARE

DER ACCOUNT IST NUN BEREIT UND KANN MIT EINER SOFTWARE VERBUNDEN WERDEN:

Folgende Links verbinden dich direkt zum gewünschten System.

FÜR MT4 ACCOUNTS:

ALPVENTURE:

(Mindesteinzahlung 1.000 Euro, in Tausender-Schritten investierbar)

[https://my.roboforex.com/en/register-copyfx/?trader=281937&partner\\_token=9697ba7b](https://my.roboforex.com/en/register-copyfx/?trader=281937&partner_token=9697ba7b)



## VERBINDEN MIT DER SOFTWARE

### FÜR MT5 ACCOUNTS:

#### GOLD:

(Mindesteinzahlung 750 Euro oder ein Vielfaches davon)

<https://my.roboforex.com/en/copyfx/traders-mt5/show-mt5/303181/>

#### LITTLE CRAZY:

(Mindesteinzahlung 200 Euro oder ein Vielfaches davon)

<https://my.roboforex.com/en/copyfx/traders-mt5/show-mt5/304583/>

#### SWINGER:

(Mindesteinzahlung 650 Euro oder ein Vielfaches davon)

<https://my.roboforex.com/en/copyfx/traders-mt5/show-mt5/303203/>

Vergiss nicht den Affiliate Code einzugeben, damit dein Abo kostenlos bleibt.

„FHHL“



# VERBINDEN MIT DER SOFTWARE

## ABONNIEREN UND WEITERE EINSTELLUNGEN:

Wähle rechts den Tradingaccount, welchen du mit dem System verbinden möchtest. Klicke danach auf „Subscribe to Trader“ und bestätige die Auswahl. Mit Klick auf „Unsubscribe“ kannst du das System wieder verlassen.

Du kannst verschiedene Modi einstellen, um das System zu kopieren:

- Bei Wahl auf „Proportional“ wird die Software alle Trades prozentual im gleichen Verhältnis zu deiner Kontogröße ausführen.

The screenshot shows the TirolRisk Trader interface. On the left, there's a table of account details:

Account number	72158100
Server name	ECN
Account type	CopyFx MT4 ECN
Verified	Yes
Account balance	162.95 EUR
Leverage	1:500
Yield	94.19%
High risk	82.12 EUR
Trades	191
Open trades	-
Profitable trades count	175 (91.62%)
Average trade time	17 hr. 2 min. 59 s.
Max drawdown (for all time)	-78.86%
Worst profit	-10.45 USD (136241505)

In the center, the "Subscribe to Trader" section shows details for the "RisikoRausch xtrRisk" strategy, including a description, minimum deposit (100 USD), commission rate (30%), and copying mode (Proportional). A "Subscribe to Trader" button and a "Customize manually" link are visible.

On the right, there's a sidebar with a dropdown menu showing the selected account: "75009365-ECN 3 MT4 Standard & ECN". Below it, account details are listed: Account number: 75009365, RoboForex Ltd, licence No. 000138/7, Currency: EUR, Account Type: MT4 ECN, Swap-Free: No [?], Leverage: 1:500 [?], Phone verified: Yes, Verification: Yes, VIP program level: No [?].

At the top right, there's a promotional banner for RoboForex Partners with "\$1,000,000 in cash prizes" and a "Learn more" button.

The screenshot shows the "Trades copy mode" settings panel. It includes a table with the current settings:

Trades copy mode:	Proportional <a href="#">change</a>
The amount of active subscribers:	1

Below the table, there are three radio button options for the "Trades copy mode":

- Proportional** [Proportional \(based on the equity ratio\)](#)
- Classic** Transactions from a Trader's account are copied to Investor's account with the volume defined as a product of a Trader's initial transaction and the value of the parameter set by the Investor. In this case, account equities are disregarded.
- Fixed** All Transactions from a Trader's account are copied with the same fixed volume set by the Investor in the parameter. In this case, the parameter indicates a physical quantity (in lots) of the volume to be copied by CopyFX to an Investor's account regardless of the volume of a Trader's initial transaction and regardless of the ratio of funds in Investor's and Trader's accounts.

A "Ratio" input field is set to "1.00" with a "Round down the copied volume value [?]" checkbox. A "Change mode" button is located below the options.

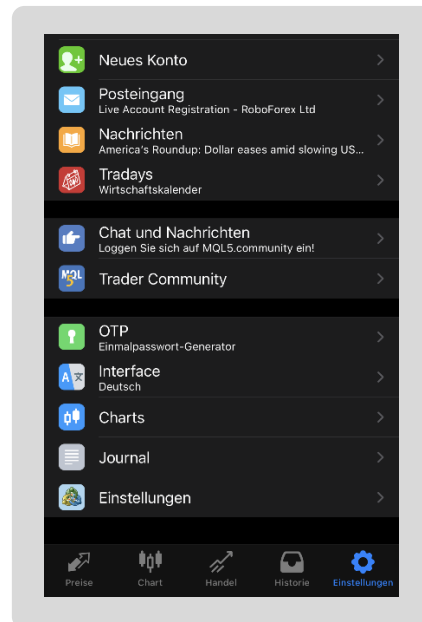


At the bottom, there is a "Pause" checkbox and an "Unsubscribe from Trader" button.



# METATRADER APP HERUNTERLADEN

## MIT DER APP VOLLE KONTROLLE:

Lade dir die Metatrader 4 und/oder Metatrader 5 App (je nach System) herunter – so kannst du live die Software beobachten und auch manuell eingreifen oder selbst Trades ausführen. (nicht empfohlen!)



## ROBOFOREX KONTO VERKNÜPFEN

Gehe dazu auf „Neues Konto“ >>> „In bestehendes Konto einloggen“ & verwende dazu den Server, das Passwort und die Account Nummer aus der E-Mail von RoboForex!

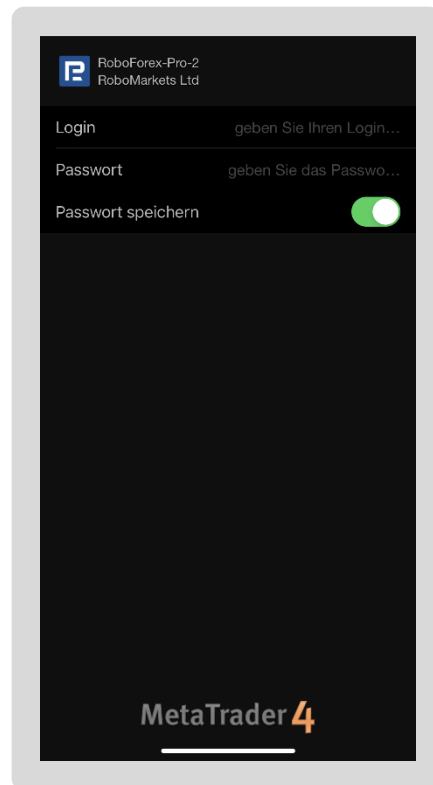





# METATRADER APP HERUNTERLADEN

## SERVER SUCHEN (DATEN AUS E-MAIL)

Suche deinen Server und verbinde dich damit.



## DATEN EINGEBEN & VERBINDEN

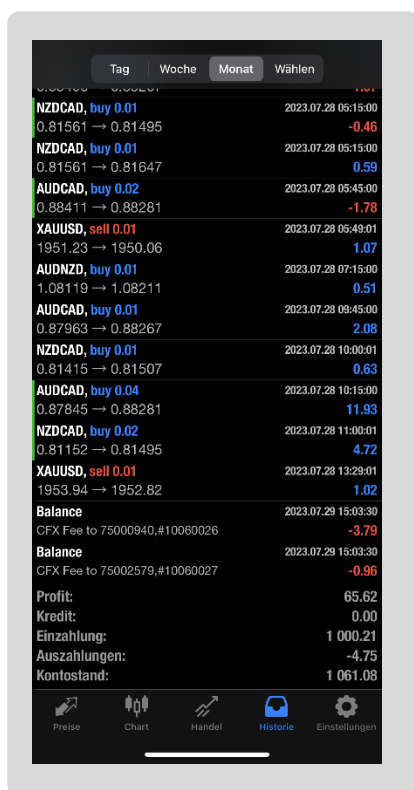
Login = die Kontonummer // Passwort = das Passwort aus der E-Mail // + speichern!



# METATRADER APP HERUNTERLADEN

## BEOBACHTEN UND ZURÜCKLEHNEN

Unter dem Punkt Historie kannst du deine Trades beobachten. Wenn du auf Handel klickst kannst du auch selbst Trades ausführen.



VIEL ERFOLG WÜNSCHT DAS TEAM VON ALPINE ASSETS!



**Fragen zur Umsetzung?**



**News per Telegram**



**Wissensdatenbank**